

JAN. 1966



- NEWSLETTER -

PRESIDENT

Bob Upton
2179 May Court
Santa Susanna, Calif.
805-527-0382

VICE PRESIDENT

Larry Leonard
8960 Reseda Blvd.
Northridge, Calif.
344-3103

SECRETARY/TREASURER

Ken Hall
721 N. Lima Street
Burbank, Calif.
846-8147

CONTEST DIRECTORS

Frank Capan
7407 Densmore Ave.
Van Nuys, Calif.
786-5878

EDITOR

Loretta Hall
721 N. Lima Street
Burbank, Calif.
846-8147

Woody Woodward
4249 Bakman Avenue
North Hollywood, Calif.
762-4760

PUBLISHER

Don Butman
6161 Platt Avenue
Woodland Hills, Calif.
340-2563

EDITORIAL

Loretta Hall

Following George and Rae Kostura as Editor is not going to be easy. I know now how the entertainer feels that must follow Bob Hope on stage.

I'm sure that you are all aware of and appreciate, the superb job that they have done. Georges' long interest in the Hobby and his knowledge of "Things Aeronautical" has been apparent in all of the Newsletters.

We hope that the sigh of relief that the Kosturas' gave when their term was up was at least fractionally as reluctant as I know we are to lose them.

AND NOW...There is me....

Thank you for the confidence that you have shown in a relative newcomer to the Hobby. I will try my darnedest to see that you are not sorry. I have many plans and ideas for the Newsletter. I'm sure some of these are the product of initial enthusiasm for a new task and will prove impracticable. The balance, I hope, will add interest. Most vital to this is that all of these plans and ideas, whether good or bad, depend on you. Without your cooperation there can be no newsletter because without you there is no news!

Perhaps you would like to be forewarned regarding just how I intend to elicit this necessary cooperation...Well... First, of course, I will ask, (ever so politely,) each of you to submit material. Material being any ideas, opinions, news bits, gripes or suggestions that you have regarding: The Hobby, the Club, the Field, the Flyers or just the Clear Blue Sky.

If asking fails I will be forced to nag you, in typical female fashion. If nagging doesn't work I'll hound you both by phone and mail. There will be no place that you can hide. "Neither rain nor sleet nor snow nor dead of night" can keep me from finding you, sooooo.....you may as well capitulate now and save us all a lot of trouble.

You will find my address on the cover so please submit material for the following columns:


continued on Page 2

- Tech Talk.....How do you do it?
- Personals.....Who did what to whose Airplane?
- Field Happenings.....Did you see the crash?
- You name it.....You write it and I'll print it.

If you have an idea but hate to write, call me up and tell me and I will write it for you.

If you do write it you need not worry about details such as spelling (I have a dictionary), handwriting (If I can read my own I can surely read yours), or grammer (I'll change it anyway). So just relax, jot it down and send it to me and I'll take it from there.

I think that this is going to be a swinging year for the Valley Flyers so come on and help me make our Newsletter swing too.



P R E S I D E N T ' S C O R N E R

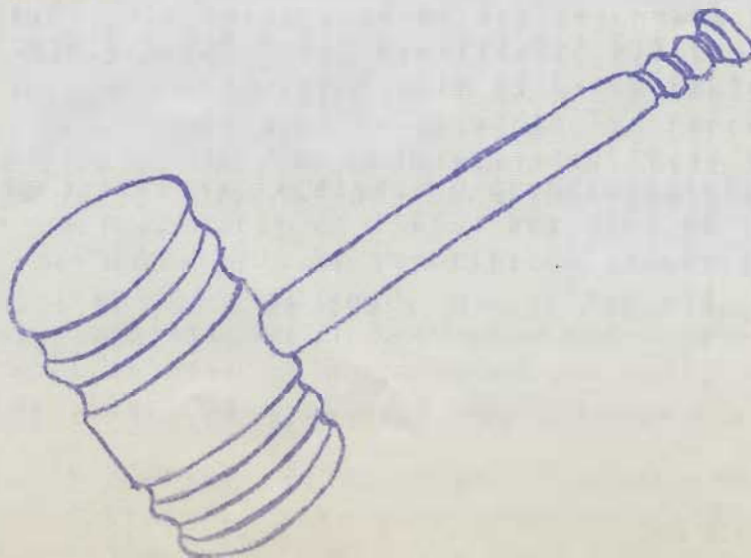
Bob Upton

All of you, by now, have received my questionnaire, primarily aimed at our new membership of 1965. For some of you, many of the questions asked will be repetitious, however, you may have further ideas, new equipment, etc., that will be of interest. Your cooperation in returning the completed questionnaire to me will be greatly appreciated and will, of course, help in formulating a better, more unified club.

Jim Oddino is of the opinion, as I am, that many members have valuable contributions to make from a technical standpoint and as yet haven't had an opportunity to talk about them for the benefit of all the members. He, accordingly, has proposed to me that he draft a series of technical questions, having to do with R.C. Modeling and designed to draw out any particular aspect of model building, flying, etc., that the individual modeler may possess. I, for one, feel that this is an excellent idea. Jim feels that one of the basic reasons for belonging to a model club is the exchange of ideas, benefitting all those that care to listen. He pointed out that each of us probably has a particular way of doing a job that we excel at and hence would be of value to the rest of the "Balsa Butchers". There is no reason, that I can think of, that we shouldn't draw out this hidden "talent".

I hope that all of you have had a nice Holiday and that I see you at the January meeting.

Please respond to the questionnaire so that we can act on your suggestions.





PACKARD PHOTOGRAPHY
BURBANK

MONTH IN REVIEW

A record sixty people turned out to enjoy cocktails, dinner and dancing at the combined Valley Flyers/Larks Christmas Party.

Both clubs used the occasion to turn over the reins to the incoming officers. The members of the new board of Directors for the Valley Flyers are pictured above and are, from left to right: Frank Capan, Contest Director; Loretta Hall, Editor; Ken Hall, Secretary/Treasurer; Bob Upton, President; Larry Leonard, Vice President; Earl Harting, Entertainment Director; Woody Woodward, Contest Director; Jim Oddino, Technical Director.

We had a good sprinkling of modeling celebrities with us to add spark to the evening. Men who have been a household word to Modelers for many years and who represented many phases of the hobby, i.e., some of the Internats Team, Manufacturers, Nats Champions etc. And guess what? We got all of their autographs in our Guest Book!

On behalf of the Valley Flyers, Woody Woodward presented well deserved appreciation plaques to:

Reed Packard.....For his so generous photographic work, the caliber of which has gotten us so much National Magazine coverage.

Continued on page five

George & Rae Kostura.....For their terrific year as Editor

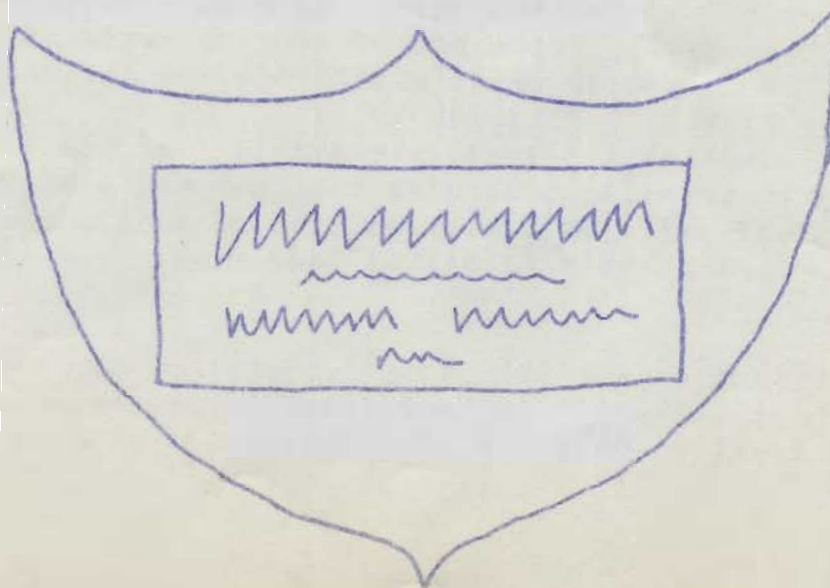
Willie Smith.....For so many things it would take a book to relate.

Don Butman.....For his help for so long in getting the Newsletter printed.

Frank Capan.....For a lot of hard work for a long time, but mostly, I hope, for just being Frank, and who could want more than that?

Bob Upton, our new President, then presented Woody with a souvenir gavel as a remembrance of his year as President. And a most successful year it was too. From all of us, Woody, a very sincere Thank You.

DECEMBER						
S	M	T	W	T	F	S
			1	2	3	4
5	6	7	8	9	10	11
12	13	14	15	16	17	18
19	20	21	22	23	24	25
26	27	28	29	30	31	



TECH TALK

Larry Leonard

Since I was asked to write the Technical Article this month and am not exactly the best writer, I will hold my breath and here goes.....I chose to write about my experiences with the uses of Epoxy Glue as a finish base. Epoxy has come into its own in the hobby field as in other fields. We are using this glue in many ways ranging from the complete building job to those panic cries at the field for "anyone have any glue?" for the quick get into the air again repair. It is also now being used for Pylon Cows and Pants as well as fibre glass.

That all important supply list is as follows: Hobby Poxxy II, one four inch wide window squeegee, single edge razor blades and wet or dry sandpaper (180 and 320), also either Denatured Alcohol or Hobby Poxxy thinner.

Start by mixing epoxy as described in the instructions. Mix about one inch per tube. After mixing thoroughly pour one-half of this mixture onto the wing or surface to be coated. With the squeegee, start spreading the epoxy out, working from the center of the wing to the tip. Use as much pressure as possible, as you want to squeeze out as much epoxy as possible from the wood. You are only trying to seal the wood not finish it at this time. After this is done set aside and let dry for 12 to 18 hours. Repeat the above process on the reverse side of the wing.

Now...the fun starts. Using either the razor blade or 180 sandpaper (I prefer the paper as it seems to take the epoxy down faster) lightly sand or scrape the surface being very careful not to break through to the wood. After this is finished clean the surface with a clean cloth.

Next mix another batch of Epoxy as in the first step, but at this time I add a few drops of Thinner or Alcohol. Thinning the epoxy down allows it to flow more freely leaving a smooth finish. Take great care when adding thinner because too much may effect the drying time.


If you end up with any ripples or bumps, sand with 320 paper (wet) and use a block sander to feather out any edges. Sand entire wing lightly. Dope will not stick to any surface that

Continued on page seven

has not been sanded. I always cover wing with one coat of Silver Dope as a base. This will help get away from those light and dark spots on your finish, also cutting down on the amount of colored dope necessary.

Well...I hope this little bit of information will help anyone who has been putting off using epoxy. I have used it four times and found out something new every time but I like it and I'm sure you will too if you try it.

Good Luck and happy flying....



NEXT MEETING HI-LITES

The new officers will take over for the first time so be sure to attend and lend them your support!!!

Earl Harting, our new Entertainment Director has arranged for us to see a very excellent film entitled "Horizons Unlimited". This film is produced by Lockheed Aircraft Corporation and is a general synopsis of the many phases of their company. Should have some good Missile and Airplane shots since it is their current production that is covered. Running time for the film is 26 minutes.

Incidentally - Earl requests that if any of you have films, slides etc., that would be of general interest to the club please call him so that he can make arrangements to have them included in a future meeting.

The next meeting will be held at Las Casitas in Fashion Square, on January 11th 1966 at 8:00 PM. Come early for the gab fest and coffee.

PERSONAL

From George & Rae Kostura

We would like to take this opportunity to thank the Valley Flyers for the Plaque presented to us. It has been a very good year for the Club and we wish the new officers much success. (Bob - rap the gavel lightly, -- Larry watch Bob!, Ken, count the minutes and save money -- Loretta, don't get writers cramps. To Frank & Woody, find the contestants Ha-Ha. And to all of those that are appointed for the extra curricular activities, theres only twelve months to go!) Best of Luck to all of you.