



The Valley Flyer



January 2012

AMA Charter Club #152

Celebrating 61 years

www.valleyflyers.com



L to R: Dave Sweany, Morgan Tougas, Lawrence Tougas, Hailee Tougas and Robin Roxas

This month we were fortunate to host a visit by AMA District X Vice President Lawrence Tougas and his two daughters Morgan and Hailee and family friend Robin Roxas.

Although he has visited the field many times in the past, this was the first time that he brought his family and friends along.

Dave Sweany was on hand, and hooked the kids up on the buddy box. This was their first R/C flight experience,

and was much enjoyed by one and all. Robin did so well that he almost landed the plane himself on the first flight!



Ted Mayer Newsletter Editor

Welcome to the Valley Flyers January newsletter. Here are some highlights:

<u>January Giveaway</u>	Page 2
<u>Pit Table Additions</u>	Page 5
<u>AMA Expo 2012</u>	Page 7
<u>Scott Ramos</u>	Page 12
<u>Board Meeting Notes</u>	Page 10

We would like your feedback. If you have ideas for improving the newsletter, or would like to submit articles/ideas, contact me at:

emayer@pacbell.net

Upcoming Events

Tue Jan 24th
General Meeting
at Encino Community Center

Saturday Feb 4th
Numb Thumb night fly

Sunday Feb 19th
Free VF Members Fun Fly and Swap Meet

We need volunteers for each of these events! Remember, your participation brings with it credit toward the year end raffle

AMA SHOW 2012 EVENT OFFICIALS



The first Valley Flyer event for 2012 was the AMA Show in Ontario California. Chuck Thompson

was the CD for this three day event and has provided a list of event officials that made it possible for the club's booth. If you were omitted from the report, please email me flynbs@socal.rr.com at your earliest convenience to insure you are updated on the event official's 2012 database. Remember, you will have to be a Valley Flyer member at the time the drawing takes place in November, to be included in the year end drawing!

Thank you everyone that supported this activity!

Sincerely, Bob Smith

AMA SHOW 2012 EVENT OFFICIALS

CD/ All days

Chuck Thompson

Scott Ramos

Thursday /Setup

Mario Sweet

Dan Ziliak

Ricc Bieber

Scott Ramos

Tony Aguila

Mario Sweet

Tena Aguila

Ricc Bieber

Tony Di Leo

Tony Aguila

Ted Mayer

Tony Di Leo

Saturday /Booth Staff

Ted Mayer

Dan Ziliak

Friday /Setup

Scott Ramos

Dan Ziliak

Tony Aguila

Scott Ramos

Tena Aguila

Mario Sweet

Tony Di Leo

Ricc Bieber

Sunday /Booth Staff

Tony Aguila

Dan Ziliak

Tena Aguila

Scott Ramos

Tony Di Leo

Mario Sweet-1/2 day

Ted Mayer

Ricc Bieber-1/2 day

Friday /Booth Staff

Dan Ziliak

Tony Di Leo

Ted Mayer

JANUARY GIVEAWAY



E-Flite Gee Bee from Horizon

To kick off 2012 the new E-Flite Gee Bee from Horizon for the January giveaway. You can go to the horizon website <http://www.horizonhobby.com/products/>, search for GEE BEE then select the E-Flite model to get the details on this new technology/design in aircraft.

If the Gee Bee from Horizon is NOT in stock for the January meeting, the Great Planes YAK55M will be featured.



Specifications: wingspan 51", weight: 3.5 - 3.75lb. Requires; ESC @ 45A, motor, a brushless, RimFire .32 will do, propeller: APC 12x6E, Battery: LiPo, 14.8V 2200mAh 25C.

Bring some extra cash for the drawing and help support the club!

A Note from our President



We're already off and running for a great 2012 with a successful showing at the AMA Expo. Our booth looked good and we had more help this year, which was awesome. I'd like to thank everyone who helped our successful effort. We brought in a total of \$1988.59 in new memberships, renewals, raffles and shirt sales. There's some nice photos on Picasa if you would like to see the booth.

Special thanks to everyone who helped including Dan Ziliak, Scott Ramos, Mario Sweet, Ricc Bieber, Tony and Tina Aguila, Tony di Leo, Ted Mayer, Bob Tarlau, Jason Pakfar, Dave Sweany and Willie Gardener.

We plan to have a number of donated items up for sale at the January meeting, so come prepared for some R/C auction action. We will also be discussing the upcoming SAE and other events. Bring in your winter building projects for show and tell. I hope that we will see you there!

Chuck Thomson
President

Happy New Year, campers!



We're back fresh from the AMA Show, and I hope you were able to get out to Ontario to see the sights, check out our booth and buy-buy-buy all the neat stuff you needed (or just wanted) for your flying pleasure! I know I did. I actually didn't take a lot of cash on purpose, but still managed to come back with 7 new airframe kits! Yikes!

I also had a chance to speak with some of our home office personnel about club stuff and our new airfield venture in Glendale, and it was all very positive. Sort of makes you feel like 'one o' them thare political guys runnin' for office'. They are looking for great things from us, and I certainly hope we don't disappoint.

This is a good a time as any to start priming the pump for the upcoming SAE Competition that we will be hosting on Saint Paddy's Day weekend, March 16-18. **WE NEED VOLUNTEERS APLENTY!**

I know that this will be covered elsewhere, hopefully, so I just want to say this — **HELP!** We will be herding

a FEW HUNDRED college students from all over the world through fixing, flying, fixing some more, flying, probably fixing even more, and a whole bunch more flying. There will be over 50 teams from all over the world (14 from India at last count!), some of whom have never flown and this is their first foray into aeronautics. As for me and my able team of cooks and bottle washers, we are going to be feeding this mob for three days, and in order to survive the ordeal and (retain our sanity), we are going to need a bunch of help in shifts. Don't worry, we'll draft you in!

2012—We made it to another year in one piece, so let's keep it that way. Be safe, fly safe, and look out for the person next to you.

Until next month—Flaps up!

Ricc Bieber
Hospitality

Membership Report January 2012



As of 1/20/2012, we stand at 221 members that have either joining or renewed for this year. I thank each and every

one of you for bearing with me in printing the ID cards. At the January Board of Directors meeting we finalized the artwork and had the card printer ready up and printing at the AMA. Since getting the printer back from the show this past weekend, I have been able to get all of the cards printed and mailed. If you have not yet received your card please email me and I will look into it. Of the possible reasons you have not yet received your card is that you have not yet renewed your AMA membership. I have 19 ID cards waiting to send out but the members have not yet renewed their AMA. Below are some comments taken from renewal applications coming in:

- This is a dangerous place to fly
- Membership rate should be raised to \$50
- Great club – Keep up the good work.
- Thank You! Thank You! Thank you, to all of the volunteers who made clean-up and new runway/tables and all the other stuff possible
- This club needs to have more flight training available on Saturday and Sunday, maybe multiple instructors could be a big help
- It would be nice to get some shade covers where the helicopters fly. Can the helicopter guys put up

their own shade covers or do we have to get some kind of permit?

- More attention needs to be paid to our overruns. Too many aircraft are damaged (especially maiden flights) due to inhospitable environments at each end of the paved portion of

the runway. The P.A. system can be sold on Ebay. I want to hear airplanes, not stupid music. Spend the money on runway environment. I am here for the runway, secondly for the camaraderie.

Gary Stevens
Membership

RENEWED YET!

**Sign up and get the new
MEMBERSHIP CARD**



Contact: Gary Stevens glstevens@verizon.net

New Feature

This month we are starting a new section, that will appear in each new issue.

Each month we will feature an article written by one of our board members. The object of the article, is to get to know something about each member and their approach to the hobby.

Our hobby is not your usual run of the mill activity. How we each got into it the hobby is unique to each individual. So check out our first post. This month it is from board member Scott Ramos.

Ted Mayer
Editor

In preparation for the SAE Aero Design West competition, we will be adding 13 more tables to the pit area.

Volunteers turned out on the 14th & 15th, to size and cut the materials.

We will need members to volunteer again for the final painting and assembly.

In the competition there will be about 60 teams from at least 16 countries.

We will be needing builders to inspect planes for safety, and pilots to fly them. We will need a total of approximately 35 to 45 volunteers to make a successful event. **-Stay Tuned!!**



SAE Aero Design West

Annual Design
Build
Fly
Competition

**COMING MARCH
16th - 18th**

Featuring teams from the top universities around the globe. The goal is to develop the fundamental understanding of flight

The ultimate goal is autonomous flight with the highest payload possible, while simultaneously pursuing the lowest empty weight
Three classes: Micro, Regular, Advanced







VALLEY FLYERS





DAY 1 **AMA** **EXPO** **SET UP**






DAY 2 SET UP/OPENING



DAY 3

DAY 4



Members Present

Chuck Thompson • President
 Randy Mytar • Vice President
 Bob Smith • Treasurer
 Scott Ramos • Secretary
 Ricc Bieber • Hospitality Director
 Mario Sweet • Event Safety Officer
 Mike Stoner • Field Safety Officer
 Dave Sweany • Field Manager
 Tony di Leo • Flight Instructor
 Ted Mayer • Newsletter Editor
 Gary Stevens • Membership Director
 Tony Aguila • Media Director
 Eric Baker • Helicopter Director

General Members Present

Dan Zilliak
 Mark Silverman
 Willy Gardner

Members Absent

Ben Elkouby • Electric Director
 Adam Gelbart • Giant Scale Director
 Bob Tarlau • Public Relations

Chuck Thompson

Need business cards for Mike Stoner and Dave Sweany. Scott will donate the AT6. Chuck motioned for a budget of \$300 for raffle items. The motion was seconded and passed. Badges for the convention will be ready on Thursday at the Convention Center.

Bob Smith sent an email with the holiday party bill. The party went well. The space was just a bit small. We will search for a larger venue.

Ted presented artwork to select for the new membership card. Laurence Tougas will visit the field tomorrow, Jan. 4. Chuck handed out the latest calendar. The fall LAJets was moved off

the Thanksgiving weekend. The only item that needs to be changed is the Hi Johnson event, but that will not affect our schedule.

This year's Aero Design West event will have about 60 teams from at least 16 countries. Over night camping is still a question. We will need builders to inspect planes for safety. We will need 35 to 45 volunteers overall to make a successful event. The other issue for the event is work tables. Willy handed out a list of tasks for building 11 tables and we need volunteers for the 14th and 15th.

The new field in Glendale, no further work has been done yet. This week Greg Owens and Jose Castillo are planning to do further work if their job schedule allows.

A couple people have asked about the passing of Page Dunlap and Carl Grassman. Darrel Martin was looking adding plaques. Chuck was contacted by the daughter of Jack Horowitz about a small memorial at the field on Sat. Jan, 28. The event would not affect flying. The Board does not object.

Ted Mayer was nominated Member of the Month.

Mario Sweet

Mario has found a supplier for shirts at 11.25 and 11.75 for the embroidered caps, however, he cannot supply the club blue cap. We have to get the blue cap. Other suppliers wanted approximately \$15 each.

Chuck motioned we spend approximately \$1200 for the shirts and caps. Motion seconded and passed. Mario is talking to the Fire Dept. for brush clearance. We are working on getting Able Perez from Parks in contact with the Fire chief. The next parks meeting is already scheduled for February.

Bob Smith

\$183.54 LAJets concession for deposit

\$135 Toys for Tots concession for deposit

\$6035.61 Checking

\$2368.96 Paypal

\$8404.57 Total

Dave Sweany

Dave and Willy have installed new wind socks for the electric, main field, and helicopter areas. Dave has gotten gate keys

Robert Burns

Robert was going to put in for a permit to start at 3:00 pm for the numb thumb event. Parks did say we can have security over night. Robert has put in for sanctions through March.

Mark Silverman

On the field there is complacency about safety and there seems to be an attitude that nothing can be done. If there is a problem Mark thinks that there should be several people who can approach the offender. Mark presented the Board a written suggestion on how to handle these situations.

Mike Stoner

Mike motioned for 7 safety committee badges. Chuck made the stipulations that the safety committee members must be Valley Flyer members and operate under the two Safety Officers. The motion was seconded and passed. Willy Gardner suggests the use of the orange vests. Mike is asking for the rules sign that is hung on the fence moved to the electric area. We may have another sign that can be used instead.

Tony di Leo

Tony has a full size electric

trainer he would like to donate. It will need a couple of items to make it flight ready.

Gary Stevens

The current membership count for 2012 is 145.

Gary would like to see a written list of those that join at the AMA show.

Eric Baker

Eric is asking about shade structure for the helicopter

area. The parks believe the tree that died because of the concrete that was poured for the helicopter area. Parks coincided putting in a replacement tree in the same place but fears a replacement tree would not receive enough water. The other item he had a question was about the charging station. We have not yet had any volunteers for the work that needs to be done.

Meeting adjourned 9:45

Scott Ramos

Valley Flyers Field Support Information and Runway Repair Fund

Contact: Chuck Thompson : chuckthompson@mac.com

Checks should be made out to:

Valley Flyers Foundation

PO Box 2055

North Hills, CA 91393

An RC Model workshop

by Scott Ramos



I got my interest in aviation and RC from my father. But for most my life, I didn't

have the resources to pursue the hobby. I finally got to a point where I could start to think about getting involved. I called my dad and had a long conversation with him about my thoughts of getting into RC. He shared his wishes for building a P-38 from Ziroli plans. The plane had a special meaning for him as in his youth, after the war, he owned a full size P-38, but sold it shortly after getting married. I could hear the excitement in his voice as we discussed the Ziroli plans and it was the happiest I had heard him in a long time. At the end of the conversation, I said that perhaps right now wasn't the best time for me to start as I had just started a new job and my wife and I had just moved in to our new house in Northridge. He said he understood, as he had put off his participation in the hobby most his life while running his own business and raising my sisters and me. The next day, he passed away.

About a month or two later, I walked into Jay Repogle's Hobby House on Vanowen. I saw a TopFlite Spitfire kit and bought it, deciding that I wasn't going to put off getting into the hobby any more. I read through the manual and started to collect the tools needed for the build. I bought a Great Planes build board and started building the Spitfire on a spare table in

our home office. Soon, I really started to see how cramped the space was, and the wife wasn't too thrilled when I spilled some CA on the carpet. The garage was filled with unorganized household items and boxes that still had not been unpacked. It



was time to think about clearing some space and start in with a new and larger building table. Something permanently dedicated to building. I was already starting to get a collection of kits, including 3 Royal kits I inherited from my dad.

After doing some research online, I found Paul Johnsons web site at www.airfieldmodels.com. There, he describes in detail his build board and its use. His table is steel topped and he uses magnets and various fixtures he made for

building. I liked the idea and de-

ecided that was the type of table I wanted. In clearing out the garage, I ended up not needing a couple of the shelving units, and used them as the base for an island table. I built a 4' x 8' torsion box top from two sheets of MDF with a grid frame inside made of 2" x 2" pine. I edged the table with 1" x 6" pine and installed the edging so it was 1/16" higher than the top MDF sheet. I went down to a metal shop on De Soto in Chatsworth and got a 4' x 10' sheet of 16 gauge cold rolled steel which they cut to size. The steel

fit into the recess made by the pine edging. I then scribed a 1" grid on the steel, and waxed it to inhibit rust and to prevent glue from permanently sticking to it. Any glue or epoxy drips will pop right off with a putty knife. By the time I was half way



through building my new table,

I had decided that I wanted to turn the garage into a full blown workshop.

After some negotiations with my wife, it was decided that one wall would be dedicated to the shelving units we had for household storage and the rest of the garage could be used for my workshop. After having spent some time in the garage, I could see that the unfinished walls made the place a dark, light killing cave. Also, the weather can get a bit cool in the winter, and we all know how the summers are in the Valley. The first two tasks I needed to do were to insulate and finish the walls, and bring new electrical circuits into the workshop. The first wall I tackled was the one that would have the household shelving. It would also be where I installed a small AC unit. I sheeted the wall and finished it with standard joint tape and plaster and painted it a bright white and installed the AC.

With that done, I then needed to decide what I would use for benches and storage. I went down to Lowes and Home Depot and looked at the pre-made garage units and also pre-made traditional cabinets. My plans were starting to take shape. I wanted two walls of upper and lower cabinets. I looked at the prices and quickly saw that doing two walls of cabinets was going to cost a small fortune. Also, none of the standard sizes were large enough to store a typical kit.

Now, another thing that I've always had an interest in was woodworking and cabinet making. I studied the construction of the cabinet units at the stores, and started looking at building materials and saw that I could significantly cut the cost if I built them myself. As an add-

ed benefit to building my own, I could make them to the dimensions that suited me. I spent some time and came up with a design. The lower cabinets would include 3 drawer units and double door cabinets that were 48" wide. I also designed them a couple of inches taller than standard to better suit me when standing. The upper cabinets, I planned them deeper and taller than standard to maximize storage. Next was to decide on building materials. This is a garage, so there was no need

which already has a groove for the drawer bottoms and again



for anything too fancy, but I still wanted it to look better than something knocked together out of 2 x 4s. For the basic carcass of the cabinets, particle board would be fine. For facing them, I chose poplar as it is fairly inexpensive and comes in nice sharp edged stock. For the cabinet doors, I bought some 3/4" birch ply and cut the rails and stiles from it and used 1/4" birch ply for the door fronts. I picked up some glides and drawer stock

used birch ply for the bottoms and the drawer faces. Some more MDF for the counter top, a can of contact cement and a couple of sheets of Formica rounded up the supplies. One expense that I didn't have to foot the bill for, were all the door hinges. My brother-in-law was generous and provided me with them. Unfortunately, I didn't take photos of the construction. Each cabinet was constructed separately, much like the pre-fab ones

I studied at the store. After a number of weekends, it came time to install the cabinets. I started by making a level line along the two walls, and then found the highest point. I then measured at that location for the height of the cabinets and made a new level line. Starting in the corner, I installed each cabinet working outward along the two walls, shimming and aligning them as I went. It can be surprising how much walls




and floors can be out of plumb and level. Next came the upper cabinets which were installed in the same manner.

For lighting, I installed 4 two tube standard 4' florescent lights. I ran surface mount outlets along the back of the cabinets and the place really started to look like the workshop I pictured in my mind. A few finishing items were added including foam floor tiles, plastic storage bins under the build board, some organizers, a first aid kit, a fire extinguisher, a clock and a CD-radio. That Christmas, my mother gave me a mini refrigerator which fits neatly under the build board. This functioned as my workshop for several years.

I started a new project in which I convinced myself that I needed a lathe and mill in order to make scale wheels. After a yard sale, more room on the household storage wall was freed up, and a lathe/mill from Harbor Freight moved in. I spent many nights standing in front of it as I machined a prototype of the wheel. Before long, it still felt like I was short of space, so last Christmas, my gift was the building of a storage shed in the back yard in order to move the last remaining household items

out. This cleared up the last of the wall which I promptly filled



with a new computer controlled router. It will allow me to more easily and accurately cut parts



from plans or my own designs.

The most recent projects include an upgrade to the lighting with the installation of 6 new two bulb 4' color corrected florescent fixture to replace the 4 old ones. Now the color of the light is much closer to natural daylight, and the extra two units chased away the last of the shadowy corners of the shop. I also added upgrades to the build board with the addition of Tee Track along the long sides of the board which will allow me to clamp guides and other fixtures to the board. I put the CNC router to work to build improved magnetic fixtures. Cur-

rently, I am replacing 6 of the 8" deep drawers with 12 4" drawers.

Future projects will be to build a balsa storage unit under the main table and built in tool storage under the CNC router and under

the lathe mill. Once those are done, I'm sure I'll find further improvements.

VALLEY FLYERS WINTER FUN FLY

**AMA Membership
required.**

*(proof of membership
is required)*

\$10 for non members

(free to club members)

Night Flying

(flying up to 10PM)

Flying starts 9am.

2012 SUNDAY FEBRUARY 19TH



To help with the event and for more information visit: www.valleyflyers.com or contact Sam Gengo CD. 310-318-1049



Apollo Xi Field



2012
NUMB THUMB
VALLEY FLYERS
NIGHT FLY

Free to Fly
 AMA membership required

Light your plane
 & fly at night



FEBRUARY 4th

Apollo XI Field



for more information contact: Sam Gengo
 310-318-1049

FLYING BEGINS AT DUSK INTO THE NIGHT



“KEEP ‘EM FLYING”



DO YOUR PART!
JOIN THE VALLEY FLYERS



62 Years of Service!

Dear Model Aircraft & Radio Control Enthusiast,

Thank you for your interest in Model Aviation. The San Fernando Valley Radio Control Flyers (SFVRCF) is Academy of Model Aeronautics Charter Club #152, and in 2012 the club will enjoy its 62nd year as a Club! Joining the Valley Flyers is a great way to support the hobby while enjoying the rich, educational benefits and camaraderie that Club membership can bring. The main emphasis of the Club is the promotion of model aviation, to maintain the Apollo XI field both physically and politically for model aviation, and to promote good fellowship and community relations. With your membership, you support the many Apollo XI field improvements and community relations projects the club is championing.

Benefits of Membership Include:

- Free flight instruction. We use our Club trainer airplanes, radios, and fuel... You provide the enthusiasm!
- Free Annual BBQ & Club-subsidized End-of-Year Holiday Party & Award Presentation & FREE Fun Fly Events.
- Club Meetings including Show-And-Tell, Model-Related Programs & Presentations, and a Monthly Raffle.
- Up to a 10% Discount for purchases at supporting hobby shops✦
- The Valley Flyer – The club’s official newsletter.

Please fill out and sign the membership application. Send the application with a check for the membership dues (make check payable to **The Valley Flyers**) to Valley Flyers Membership, PO Box 2055, North Hills, CA 91393

Alternately, you may bring your application to a Club meeting, or sign up using PayPal® at www.valleyflyers.com online. Prospective Members and Guests are always welcome and invited to Club meetings.

Your support is greatly appreciated.

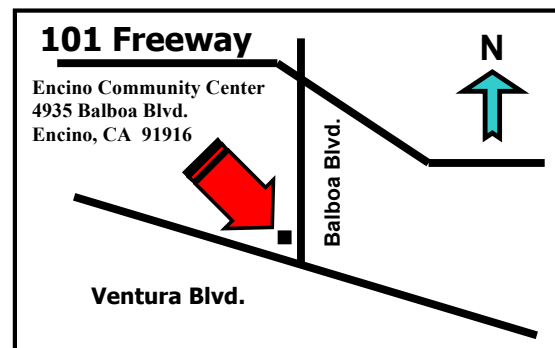
Membership Director
 San Fernando Valley Radio Control Flyers
glstevens@verizon.net

Along with your modest annual dues, you need to have a current membership in the **Academy of Model Aeronautics**. If you are not yet an AMA member, you can sign up by calling 765-287-1256 or visiting www.modelaircraft.org online.

SFVRCF Club Meetings

Club meetings are held on the 4th Tuesday of each month at 7:30 PM. Refreshments will be available. Please bring a couple of extra dollars for refreshments and raffle tickets if you so desire.

2012 Club Meeting Schedule			
January	24th	July	24th
February	28th	August	28th
March	27th	September	25th
April	24th	October	23rd
May	22nd	November	27th – Annual Workers Raffle
June	26th	December	8 th TBD Holiday Party



The SFVRCF is Academy of Model Aeronautics (AMA) charter club # 152, and as a charter club all members of the SFVRCF must be members in good standing with the AMA. Failure to become an AMA member or to keep your AMA membership current will void your SFVRCF membership. Your AMA membership is verified each year when you renew your club membership. SFVRCF members are expected to abide by club bylaws, Academy of Model Aeronautics rules, Apollo XI field flying regulations, and normal standards of conduct and courtes

✦ Some restrictions may apply call store for details.



San Fernando Valley R/C Flyers



2012 Application for Membership

PLEASE PRINT CLEARLY!

Date of Application ____ / ____ / ____

Full Name _____ *AMA Membership Number: _____

* Current AMA membership is required to be a SFVRCF member. Failure to supply a valid and current AMA number within 45 days of application will void SFVRCF membership.

Address _____

City _____ State _____ Zip _____ Phone (____) _____

"Go by" Name (Example Bob instead of Robert) _____ Birth Date ____ / ____ / ____

EMAIL ADDRESS: (Print one letter per block) _____

The Club Respects Your Privacy! Email Addresses will only be used for informing members of upcoming meetings & events and will be kept confidential.

I am a member in good standing with the Academy of Model Aeronautics. INITIAL

I am a certified AMA CD (Contest Director). Yes/No

T-Shirt Size (Check one) S M L XL XXL XXXL

As a member of San Fernando Valley Radio Control Flyers I agree to abide by the San Fernando Valley Radio Control Flyers Club bylaws, AMA rules, the Apollo XI Field regulations, and the normal standards of conduct and courtesy.

Signature _____

Newsletter Delivery: Please check one of the following. You may change at any time during the year.

- Yes, I wish to save the Club postage. I can get the newsletter online. I may pick up a hardcopy at Club meetings.
- Sorry, I have no internet access and wish to have a printed copy of the newsletter mailed to my address above.

Membership Type	
Check Applicable Description	
New Member **	\$25.00
Renewal	\$25.00
Additional Family Member	\$10.00
Junior	\$10.00
Other*	
* Please explain	

Interests	
Check all that apply	
Learning to fly	Electrics / Park Flyers
Learning to build	Pylon Racing
Sport Flying	Jets
Pattern	Giant Scale
Scale Models	Helicopters
R/C Combat	3D Aerobatics

I'll help with	
Check all that apply	
Flight Instruction	
Building Instruction	
Safety	
Hospitality	
Contests	
Field Maintenance	

** January 1 - March 31 **\$25.00** | April 1 - June 30 **\$20.00** | July 1 - Sept. 30 **\$15.00** | October 1 - December 31 **\$10.00**

Membership Feedback Please give us your comments on how you feel about the club/field or other items you think can be improved:

.....

.....

.....

.....

.....

FOR OFFICIAL USE ONLY	
Received	____ / ____ / ____
Paid \$	____ / ____
Membership Year 2012	

BOARD MEMBERS

President	Chuck Thomson	chuckthompson.com	818-359-3976
Vice president	Randy Mytar	rmytar@gmail.com	818-789-7719
Treasurer	Bob Smith	flynbs@socal.rr.com	661-298-2614
Secretary	Scott Ramos	saramos@earthlink.net	818-407-1180
Membership Dir.	Gary Stevens	glstevens@verizon.net	818-830-1101
Public Relations	Bob Tarlau	bob@tarlau.com	818-794-9260
Event Safety Officer	Mario Sweet	mariojsweet@yahoo.com	818-980-9641
Field Safety Officer	Mike Stoner	stoner@gmail.com	818-448-6422
Newsletter Editor	Ted Mayer	emayer@pacbell.net	818-618-2080
Program Director	Steven Fine	sfineproducts@aol.com	818-298-9542
Training Coordinator	Tony di Leo	toniano@yahoo.com	818-652-9366
Electric Director	Benny Elkouby	bennyel@worldnet.att.net	818-235-9098
Event Director	Robert Burn	bean_counterbb@yahoo.com	626-488-8844
Webmaster	Jason Pakfar	jason@saturnis.net	818-206-5777
Hospitality	Ricc Bieber	ricc@bieberic.com	818-497-4567
Giant Scale Dir.	Adam Gelbart	Adam.gelbart@verizon.net	310-441-9408
Helicopter Director	Eric Baker	ehelibuff@gmail.com	661-670-0972
Field Manager	Dave Sweany	demflyer@msn.com	818-447-4510
Turbine Director	Jeff Tolomeo	jrtrc@yahoo.com	805-428-5219
Media Director	Tony Aguila	taguila@yahoo.com	510-421-3906

eHobbies.com	14325 Alondra Blvd., La Mirada, CA 90638	(877) (346-2243)
Brian Carlevato		
Valley Flyers Online discount will be deducted in the shopping cart by using link from the Valley Flyers website.		
Evetts Model Shop	1636 Ocean Park Blvd., Santa Monica CA 90405	(310) 452-2720
Colby Evett (Mon, Tue, Wed, Thu, Fri, Sat 11-5:30); (Sun 10-1)		
eHobby House	17721 Vanowen Street, Reseda, CA	(818) 609-1968
Hobby People	5541 Balboa Blvd., Encino, CA 91316	(818) 995 1162
Chris (Mon, Tue, Wed, Thu, Fri 10-9); (Sat 10-6); (Sun 10-5)		
Hobby Zone	1617A Victory Blvd., Glendale Ca 91201	(818) 546-2291
Edwin (Mon, Tue, Wed, Thu, Fri, Sat 10-7); (Sun 1-5)		
Marty's Hobbies	1728 Moorpark Rd., Thousand Oaks, Ca. 91360	(805) 497 3664
Marty Friedman (Mon, Tue, Wed, Thu 10-8); (Fri 10-9); (Sat 10-6); (Sun 10-5)		
Robin's Hobby	1844 W. Glenoaks Blvd., Glendale, CA 91201	(818) 240-2093
Robin Hambley (Mon, Tue, Wed, Thu, Fri, Sat 10-7); (Sun 12-4)		
Smith Brothers	8941 Reseda Blvd., Northridge, CA 91325	(818) 885-8636
David (Mon, Tue, Wed, Thu, Fri, Sat 10-7); (Sun 10-5)		
TdL Model Systems CNC Foam Cutting by Appointment		(818) 652-9366
Tony di Leo www.TdLModels.com		

Organized Events Provide Field Improvements for Everyone!

Date	Club	Event	Contest Director (CD)
FEBRUARY			
4	SAT eve	VF	Numb Thumb Night Fly Jason Pakfar 818-206-5777 jason@saturmis.net
19	SUN	VF	FREE VF Members Fun Fly & Swap Meet Sam Gengo 310-318-1049 thevalleyflyer@yahoo.com
MARCH			
4	SUN	BSS	Electric Control-line Fun Fly Tony Naccarato 818-842-3693 R/C Runway not affected.
16-18	FRI-SUN	VF	Aero Design West Collegiate Weight Lifting Contest/SAE Sam Gengo 310-318-1049 thevalleyflyer@yahoo.com
30	FRI ½ Day	VF	George Finch Memorial Race Q40/ Q500 Travis Flynn 818-843-4107 flynnracer@aol.com
31	SAT		
APRIL			
1	SUN	VF	George Finch Memorial Race Q40/Q500 Travis Flynn 818-843-4107 flynnracer@aol.com
29	SUN	BSS	All Electric Fun-Fly Tony Naccarato 818-842-3693
MAY			
12	SAT	VF	Pizza Fun Fly / Engine Clinic Bob Smith 661-298-2614 flynbs@socal.rr.com
12	SAT	VCB	The May Stunt Meet – 2 Circles Stan Tyler 526-423-4634 Stan.tyler@verizon.net R/C Heli Pad not affected.
19-20	SAT & SUN	VF	LA JETS Spring - 2 Days Jason Pakfar 818-206-5777 jason@saturmis.net
JUNE			
8	FRI ½ Day	VF	Q40/Q500 Travis Flynn 818-843-4107 flynnracer@aol.com
9-10	SAT & SUN		<i>Western Championship Series</i>
22	FRI	VF	Western States 3 Day Electric Fun Fly Benny Elkouby 818-235-9098 bennyel@worldnet.att.net
23-24	SAT & SUN		
JULY			
8	SUN	VF VCB	FREE Valley Flyers Members Fun Fly & Swap Meet & VCB Teach and Fly CL Chuck Thompson – VF John Patwell - VCB 818-359-3976 – CT 661-298-9372 - JP chuckthompson@mac.com jpatwell@sbcglobal.net
21-22	SAT – SUN	VF	LA JETS – Summer – 2 Days Bob Wilcox 818-203-4923 bob.w@jetcatusa.com
24	TUE	VF	Club Meeting at Field 7:30 PM Chuck Thompson 818-359-3976 chuckthompson@mac.com
AUGUST			
4-5	SAT & SUN	VF	All Scale Event Adam Gelbart 310-441-9408 adam.gelbart@verizon.net weldit74@yahoo.com
12	SUN	VCB	Hot August Stunt Contest Scott Dinger 805-526-9074 No Heli Flying
19	SUN	VF	4 Circles VF Fun Fly & Swap Meet Scott Ramos 818-407-1180 saramos@earthlink.net
SEPTEMBER			
9	SUN	VF	All Electric Fun-Fly Benny Elkouby 818-235-9098 bennyel@worldnet.att.net
23	SUN	VF	VF Fun Fly / Member's BBQ Bob Smith 661-298-2614 flynbs@socal.rr.com
OCTOBER			
6-7	SAT & SUN	VCB	Hi Johnson Memorial C/L Stunt Contest 4 Circles Bill Barber 805-241-0453 barcam@verizon.net No Heli Flying
14	SUN	VF	Try & Fly : Public Open House Chuck Thompson 818-359-3976 chuckthompson@mac.com
21	SUN	BSS	All Electric Fun Fly Tony Naccarato 818-842-3693
NOVEMBER			
3	SAT	VF	November Fun Fly & Night Fly Jason Pakfar 818-206-5777 jason@saturmis.net
11	SUN	VF	LA JETS – Fall 1 Day Bob Wilcox 818-203-4923 bob.w@jetcatusa.com
18	SUN	VCB	CL Fun Fly & Swap Meet Bill Barber 805-241-0453 barcam@verizon.net
DECEMBER			
9	SUN	VFGSS	Toys-for-Tots: Open to all sizes Darrell Martin 818-368-1488 dmartin168@aol.com

½ Day: Although the schedule states ½ day for the first day of a multi day event, the field may be closed before noon if a significant number of event participants are present and ready to fly. The exception to this is Pylon Racing in which the field will always be open for sport flying during the practice day morning.

ALL Valley Flyers Fun Fly Events include a SWAP MEET!

AMA	Academy of Model Aeronautics	Official national body for model aviation in the United States
BSS	Black Sheep Squadron	Peanut scale, miniature, electric, and indoor aircraft
VFGSS	VF Giant Scale Squadron	Giant Scale Squadron of the Valley Flyers
VCB	Valley Circle Burners	Control Line (C/L) flying club – Some events may affect runway maneuvers.
VF	Valley Flyers	San Fernando Valley R/C Flyers flying club

Schedule may CHANGE! Check monthly newsletter or valleyflyers.com for updates!